




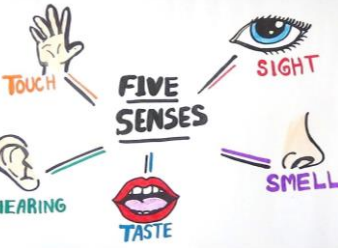




THEME OF THE MONTH – MYSELF & MAKING FRIENDS
SOCIAL SKILL – TOGETHERNESS
VALUE- SHARING IS CARING
<https://www.youtube.com/watch?v=lemi7YT-6Dc>

Subject	Fitzroy Readers	Learning Objectives:	Art Integration:	Assessment																				
ENGLISH	<p>1. The Animals</p> <p>2. My lost Bear</p>  <p>Grammar:</p> <p>Ch. 1 The Alphabet and Alphabetical order</p> <p>Ch. 2 Naming Words</p>	<p>To make children understand</p> <ul style="list-style-type: none"> Phonics sound of letter E Pronunciation of words- be, me, we, she <p>Learning Outcomes:</p> <p>Children will be able to understand</p> <ul style="list-style-type: none"> Special words and new sound of 'e' as in 'be' Read the lesson with phonics and understand it <p>Learning Objectives-</p> <p>To make children understand</p> <ul style="list-style-type: none"> About Alphabetical order for word arrangement Naming words and its classification <p>Learning Outcomes-</p> <p>Children will be able to understand</p> <ul style="list-style-type: none"> How to arrange words in alphabetical order What are naming words and its uses. 	<p>Letter sound of 'e' as in 'be'- reinforcing the concept by art activity.</p>  <p>Writing:</p> <p>Activity on naming words: Sorting thr given words into name,place,animal and thing.</p> <table border="1" data-bbox="996 678 1478 853"> <thead> <tr> <th>Name</th> <th>Place</th> <th>Animal</th> <th>Thing</th> </tr> </thead> <tbody> <tr> <td>Deepak</td> <td>Delhi</td> <td>Dog</td> <td>Door</td> </tr> <tr> <td>Praveen</td> <td>Pune</td> <td>Pig</td> <td>Pot</td> </tr> <tr> <td>Manoj</td> <td>Mumbai</td> <td>Monkey</td> <td>Mat</td> </tr> <tr> <td>Aruna</td> <td>Ahmedabad</td> <td>Alligator</td> <td>Apple</td> </tr> </tbody> </table>	Name	Place	Animal	Thing	Deepak	Delhi	Dog	Door	Praveen	Pune	Pig	Pot	Manoj	Mumbai	Monkey	Mat	Aruna	Ahmedabad	Alligator	Apple	<p>- Comprehension of Story</p> <p>-Grammar</p> <p>-Worksheets related to the topics.</p>
Name	Place	Animal	Thing																					
Deepak	Delhi	Dog	Door																					
Praveen	Pune	Pig	Pot																					
Manoj	Mumbai	Monkey	Mat																					
Aruna	Ahmedabad	Alligator	Apple																					
MATHS	<p>1. Pre-Number concepts</p> <ul style="list-style-type: none"> Before, after and between Top and bottom In and out Above and Below <p>2. Playing with Numbers (0-20)</p> <ul style="list-style-type: none"> Concept of Zero Number names Ordinal and Cardinal numbers 	<p>To make children understand</p> <ul style="list-style-type: none"> Position of things and how to denote them. <p>Learning Outcomes-</p> <p>Children will be able to understand</p> <ul style="list-style-type: none"> Position of things and words to describe them. <p>Learning Objectives-</p> <p>To make children understand</p> <ul style="list-style-type: none"> the concept, value and position of '0', Associate the number with its number name the ordinal and cardinal numbers <p>Learning Outcomes-</p> <p>Children will be able to understand</p> <ul style="list-style-type: none"> Value and position of Zero,Write the number names for the given number, the position of objects using ordinal numbers 	<p>Activity:</p> <p>Pre-Number concept Activity</p> <p>Collect real life objects (pencil, bottle, book etc) and follow the instructions.</p> <p>a) keep pencil <u>in</u> the box, keep it <u>out</u> of the box</p> <p>b) keep book <u>below</u> the box, keep it <u>above</u> the box</p>  <p>Writing:</p> <p>Ordinal number -Look at the picture and write the position (ordinal)</p> 	<p>-Book exercises</p> <p>-Worksheets related to the topics.</p> <p>-Oral</p>																				

<p>EVS</p> <p>हिंदी</p>	<p>1. About Myself</p> <ul style="list-style-type: none"> Likes Dislikes Hobbies About school <p>2. My Amazing Body</p> <p>कालांश</p> <p>1. स्वर और व्यंजन</p> <p>पाठ-नटखट मनन</p> <p>2. आ की मात्रा</p> <p>पाठ- समझदार राजन</p>	<p>Learning Objectives- To make children understand about</p> <ul style="list-style-type: none"> Surname, phone number, address, Different rooms in a school. <p>Learning Outcomes- Children will be able to understand</p> <ul style="list-style-type: none"> About their hobbies, likes and dislikes About their surname, phone number, address, Identify different rooms in a school. <p>Learning Objectives- To make children understand</p> <ul style="list-style-type: none"> Identifying various body parts, sense organs and how to use them <p>Learning Outcomes- Children will be able to understand</p> <ul style="list-style-type: none"> About their body parts and their uses. About sense organs and associate pictures by drawing few things. <p>अधिगम उद्देश्य</p> <ul style="list-style-type: none"> स्वर व व्यंजनों की पुनरावृत्ति शब्दकोष की वृद्धि <p>अधिगम परिणाम</p> <ul style="list-style-type: none"> बिना मात्रा के शब्दों को बोल व लिख पाना नए शब्द- नटखट, उपवन, बतख, कसरत <p>अधिगम उद्देश्य</p> <ul style="list-style-type: none"> मात्रा का ज्ञान आ की मात्रा के शब्द जोड़ना व पढ़ना <p>अधिगम परिणाम</p> <ul style="list-style-type: none"> मात्रा की ध्वनि बनावट व लिखावट को जानना आ की मात्रा का इस्तेमाल करते हुए पाठ पठन कर पाना 	<p>Art Integration: My Favorites- Draw your favourite food, dress, drink, song, game, book, sport etc.</p>  <p>Art Integration: Sense Organs: Draw the 5 sense organs</p>  <p>क्रिया कलाप लिखित: स्वर व व्यंजनों को लिखो</p>  <p>मौखिक: वजन जोड़कर नए शब्द पढ़ें</p> <p>आ की मात्रा- आ की मात्रा लगकर व्यंजनों का उच्चारण</p> <p>छा + ता = छाता</p> 	<p>-Book exercises</p> <p>-Worksheets related to the topics.</p> <p>-Oral</p>
-------------------------	--	---	--	---

EXPERIENTIAL LEARNING

1. Fireless Cooking- Mango lassi/ Sweet lassi

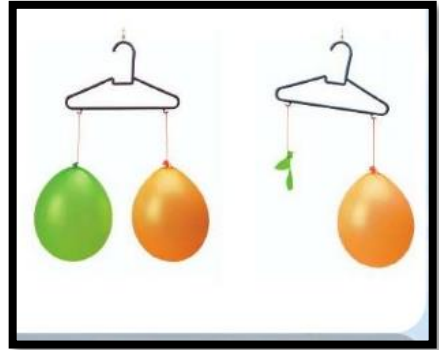
- Learning Objectives-**
- Exploration of palate
 - Experience to serve food
- Learning Outcomes-**
- Tasting different ingredients and knowing how they feel against the tongue
 - Mixing several ingredients in the correct quantity to prepare a dish.



2. Air has weight and occupies space

- Learning Objectives-**
- To prove that air has weight and occupies space.
- Learning Outcomes-**
- Understanding that the air filled balloon is heavier than the deflated balloon. Hence, air has weight.
 - Understanding that the inflated balloon does not fit into the box and the deflated one does. Hence, air occupies space

Air has weight-Experiment



3. Earth Day
(a) Windchime making
(b) Planting a sapling

- Learning Objectives-**
- To understand the importance of 3R's (Reduce, Reuse, Recycle)
- Learning Outcomes-**
- Reduce- using less
 - Reuse- using the same things again and again
 - Recycle- using same items to make a new things.



4. Sense Organs Activity

- Learning Objectives-**
- To become aware of the 5 sense organs and how they help us.
- Learning Outcomes-**
- Understanding that
 - Eyes- help us to see
 - Nose- helps to smell
 - Ears- help to hear
 - Tongue- helps to taste
 - Skin- helps to feel

Art Integration:
Sense Organs: Draw two objects associated with each sense organ



अपठित गद्यांश
कार्य पत्रक

COMPUTER

**Ch-1 Computer-
Our Friend**

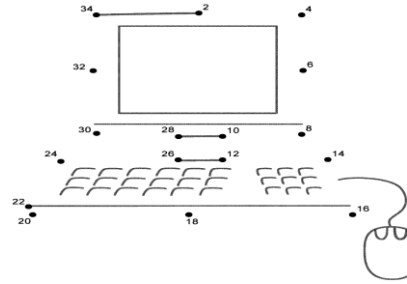
Learning Objectives-

- To realize how machines make our life easier
- Computer is a smart machine.

Learning Outcomes-

- Understanding the uses of different machines in our day to day life
- Things we can do on a computer- calculate, paint, play games and movies, type and print documents.

THIS IS A _____



ART

**Artbook-Pg4
Summer drinks**



Learning Objectives

- To develop fine motor skills and aesthetic sense of the children.

Learning Outcome

- Children will develop better fine motor skills and aesthetic se

**Drawing and colouring
of boat with shapes.**



**Drawing and colouring
of Earth**





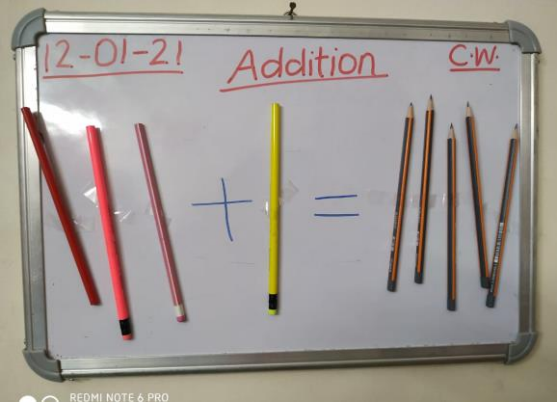
Practice sheets related to the topic







ASTER PUBLIC SCHOOL, KP 5
SYLLABUS - CLASS I
JUNE (SESSION 2021- 22).



THEME OF THE MONTH – HEALTHY FOOD

SOCIAL SKILL – TABLE ETIQUETTES

VALUE- DO NOT WASTE <https://youtu.be/SdM7tbVvz7Y>

Subject			Activity:	Assessment
<p>ENGLISH</p>	<p>Grammar Ch-3-Common Names and Special Names</p> <p>Ch-10- A, An The</p>	<p>Learning Objectives To make children understand</p> <ul style="list-style-type: none"> the concept of common and proper noun, Proper noun starts with a capital letter <p>Learning Outcomes Children will be able to</p> <ul style="list-style-type: none"> use common and proper noun, use of capital letters in a sentence <p>Learning Objectives- To make children understand</p> <ul style="list-style-type: none"> the concept of articles- a, an and the, use of a and an depending on whether a word starts with consonant or vowel <p>Learning Outcomes- Children will be able to</p> <ul style="list-style-type: none"> use the articles in a sentence and use 'the' before proper noun 	<p>Common and Special names</p>  <p>A and An Activity Students will draw pictures and sort on basis of a, an, the.</p> 	<p>-book exercises</p> <p>-Practice sheets related to the topics.</p> <p>-oral</p>
<p>MATHS</p>	<p>Ch-3- Addition and Subtraction (0 to 20)</p> <ul style="list-style-type: none"> Understanding Addition Adding by counting forward Subtracting number by backward counting Addition and Subtraction on number line Addition and Subtraction Facts Horizontal addition and subtraction Vertical addition and subtraction 	<p>Learning Objectives- To make children understand</p> <ul style="list-style-type: none"> the sign of addition and subtraction, the addition and subtraction facts of 0,1 and same number Addition and subtraction on number line, Horizontal and vertical addition and subtraction <p>Learning Outcomes- Children will be able to</p> <ul style="list-style-type: none"> Recognize the sign of addition and subtraction, apply different ways of addition and subtraction like number line, vertical and Horizontal Use addition and subtraction facts for quicker solution 	<p>Butterfly Addition (Forward Counting)</p> <p>Students will count pencils by forward counting</p> 	<p>-book exercises</p> <p>-Practice sheets related to the topics.</p> <p>-Oral</p>

<p>EXPERIENTIAL LEARNING</p>	<p>1. Father's day activity-</p> <ul style="list-style-type: none"> ✚ card making ✚ Chocolate Ladoo making <p>2. Sandwich making</p> <p>4. Food Experiment</p> <ul style="list-style-type: none"> ✚ Writing on a Banana ✚ Magic milk 	<p>Learning Objectives-</p> <ul style="list-style-type: none"> • To make children explore the different ingredients and know how they feel against the tongue and experience how to serve food <p>Learning Outcomes-</p> <ul style="list-style-type: none"> • Children will be able to differentiate different ingredients and tell how they feel against the tongue. <p>Learning Objectives-</p> <ul style="list-style-type: none"> • Showing gratitude towards Father <p>Learning Outcomes-</p> <ul style="list-style-type: none"> • Acknowledging the contribution of their father and showing them love <p>Learning Objectives-</p> <p>To make children understand that</p> <ul style="list-style-type: none"> • Banana peel starts browning when it comes in contact with air. • Soap droplets repel colour <p>Learning Objectives-</p> <p>Children will know that</p> <ul style="list-style-type: none"> • Browning of cut food when it comes in contact with air. • Soap droplets repel colour 	<div style="display: flex; justify-content: space-around;">   </div> <div style="text-align: center; margin: 20px 0;">  </div> <div style="display: flex; justify-content: space-around;">   </div>	
<p>COMPUTER</p>	<p>Ch-2 Parts of a Computer</p>	<p>Learning Objectives-</p> <p>To make children understand</p> <ul style="list-style-type: none"> • The different parts of a computer and their uses <p>Learning Outcomes-</p> <p>Children will be able to</p> <ul style="list-style-type: none"> • Understand different parts of a computer and their uses 	<p>Art activity- Draw Parts of a Computer</p> <div style="text-align: center;">  <p>Parts of Computer</p> <p>MONITOR</p> <p>KEY BOARD</p> <p>MOUSE</p> <p>C.P.U</p> <p>MY COMPUTER</p> </div>	

ART	<ol style="list-style-type: none">1. Artbook- Scenery2. Train- Drawing and colouring	<p>Learning Objectives</p> <ul style="list-style-type: none">• To develop fine motor skills and aesthetic sense of the children. <p>Learning Outcome</p> <ul style="list-style-type: none">• Children will develop better fine motor skills and aesthetic sense.	 <p>This image shows a drawing of a landscape with a sun, clouds, and mountains. The drawing is on a page from an artbook. The page has a title 'Scenery' and a subtitle 'Colour and colour the picture using crayons as shown'. There is also a small illustration of a train in the top right corner of the page.</p>	 <p>This image shows a drawing of a train with a yellow engine and purple and pink cars. The drawing is on a page from an artbook. The page has a title 'Train' and a subtitle 'Colour and colour the picture using crayons as shown'. There is also a small illustration of a train in the top right corner of the page.</p>	
------------	---	--	--	---	--





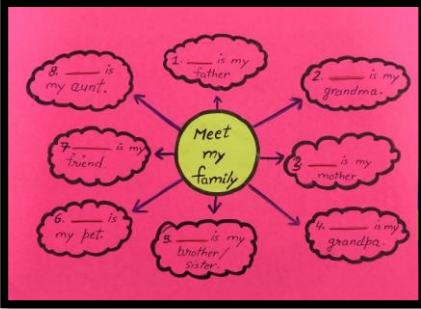

ASTER PUBLIC SCHOOL, KP 5
SYLLABUS - CLASS I JULY
(SESSION 2021- 22)


THEME OF THE MONTH – AIR AND WATER


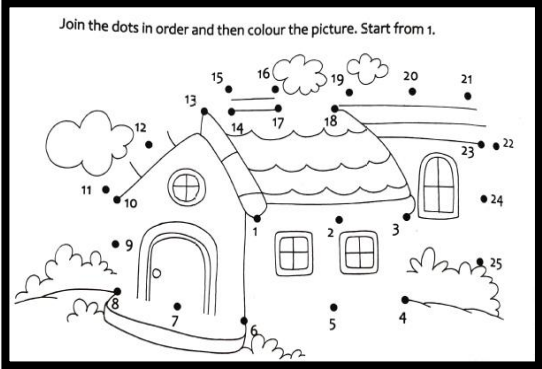
SOCIAL SKILL – APPERCIATION



VALUE- SAVING NATURAL RESOURCES

STORY-: <https://youtu.be/DwRI60fW1Es>

SUBJECT- ENGLISH	Fitzroy Word Skills	Learning Objectives	Art Integrated Activity	Assessment
	<p>Fitzroy Word Skills</p> <ul style="list-style-type: none"> y as in by 	<p>Learning Objectives To make children read</p> <ul style="list-style-type: none"> the words which ends with y but sound as letter 'i' like try, cry, fry. <p>Learning Outcome Children will be able to</p> <ul style="list-style-type: none"> read the words which ends with y but sound as letter 'i'. like try, cry, fry. 	<p>Art Integrated Activity Students will draw and write y sound words as shown below:-</p>  <p>Writing - through art activity Match the rhyming words by filling the colors:-</p> 	<ul style="list-style-type: none"> comprehension Worksheets
	<p>Fitzroy Readers</p> <ul style="list-style-type: none"> Ch- 13 The Frog & the Fly 	<p>Learning Objectives To make children</p> <ul style="list-style-type: none"> read and understand the lesson. <p>Learning Outcome Children will be able to</p> <ul style="list-style-type: none"> read and understand the lesson 	<p>Writing - through art activity Match the rhyming words by filling the colors:-</p> 	<ul style="list-style-type: none"> One word answers comprehension
	<p>Alive</p> <ul style="list-style-type: none"> Ch-1 Meet my family 	<p>Learning Objectives To make children understand:-</p> <ul style="list-style-type: none"> new words of the chapter and relation with family members. <p>Learning Outcome Children will be able to :-</p> <ul style="list-style-type: none"> understand new words and tell their relation with other family members. 	 <p>Activity My family chart</p>	<ul style="list-style-type: none"> listening comprehension
	<ul style="list-style-type: none"> Ch-10 White Lily 	<p>Learning Objectives To make children understand:-</p> <ul style="list-style-type: none"> the rhyme and sing along. <p>Learning Outcome Children will be able to :-</p> <ul style="list-style-type: none"> understand the rhyme and sing along . 	<p>Colour the pictures of flowers. Then write down their names.</p>  <p>Activity Colour the pictures.</p>	<ul style="list-style-type: none"> recitation

<p>MATHS</p>	<p>Ch- 4</p> <p>Playing with numbers (21 to 50)</p> <ul style="list-style-type: none"> • Numbers and Number names • Before, After, Between • Comparison of two-digit numbers • Ordering of Numbers 	<p>Learning Objectives</p> <p>To make children :-</p> <ul style="list-style-type: none"> • identify and recall numbers and number names. • sort and write numbers in correct order. <p>Learning Outcome</p> <p>Children will be able to:</p> <ul style="list-style-type: none"> • identify, recall and compare the numbers, write number names. • put the numbers in order. 	<p>Spy game</p> <p>Students will identify and circle the numbers they hear.</p> 	<ul style="list-style-type: none"> • Worksheets
---------------------	---	---	--	--

<p>EVS</p>	<p>Ch-5</p> <p>Water and Air</p>	<p>Learning Objectives</p> <p>To make children understand:-</p> <ul style="list-style-type: none"> • importance, sources and uses of water, need and uses of air <p>Learning Outcome</p> <p>Children will know :</p> <ul style="list-style-type: none"> • the importance, sources and uses of water, need and uses of air 	<p>Art Integrated Activity</p> 	<ul style="list-style-type: none"> • Worksheets • book exercises • oral
	<p>Ch-6</p> <p>House to live in</p>	<p>Learning Objectives</p> <p>To make children understand:-</p> <ul style="list-style-type: none"> • the different types of houses and their importance. <p>Learning Outcome</p> <p>Children will be able to understand :-</p> <ul style="list-style-type: none"> • different types of houses and their importance. 	<p>Art Integrated Activity</p> <p>Join the dots and colour the house.</p> 	<ul style="list-style-type: none"> • Worksheets • book exercises • oral

<p>हिंदी</p>	<p>कालांश</p> <p>1. ई की मात्रा</p> <p>पाठ 4- दीपावली मनाई</p>	<p>अधिगम उद्देश्य</p> <ul style="list-style-type: none"> ई की मात्रा का ज्ञान ई की मात्रा के शब्द पढ़ पाना व लिख पाना ई की मात्रा का इस्तेमाल करते हुए पाठ पठन कर पाना पाठ में दिए गये प्रश्नों के उत्तर दे पाना <p>अधिगम परिणाम</p> <ul style="list-style-type: none"> ई की मात्रा का ज्ञान ई की मात्रा के शब्द पढ़ना व लिखना ई की मात्रा का इस्तेमाल करते हुए पाठ पठन करना पाठ में दिए गये प्रश्नों के उत्तर देना 	<p>क्रिया कलाप</p> <p>ई की मात्रा ई (ी)</p> <ol style="list-style-type: none"> आओ सजाये अपना घर। कागज़ की एक सुन्दर सी लड़ी बनाओ मिट्टी का दीया लो। उसे भी सजाओ। अब कागज़ की लड़ी और दीयों से अपना घर सजाओ 	<ul style="list-style-type: none"> Worksheets
<p>COMPUTER</p>	<p>Ch-3</p> <p>Using the Computer</p>	<p>Learning Objectives</p> <p>To make children understand:-</p> <ul style="list-style-type: none"> how to work on the computer switching on the computer about the desktop screen <p>Learning Outcome</p> <p>Children will be able to:</p> <ul style="list-style-type: none"> work on computer switch it on use it effectively and efficiently 	<p>Activity-</p> <p>Do's and Don'ts with a Computer</p> <p>Keep these things in mind when you go into the computer lab to work on the Computer.</p>  <p>Do not touch the wires connected to the computer.</p> <p>Do not bang hard on the keyboard.</p> <p>Do not pull any parts away from the computer.</p> <p>Help keep your computer and nearby area clean.</p> <p>Do not eat or drink near the computer.</p> <p>Keep a correct sitting posture.</p>	<ul style="list-style-type: none"> Worksheets

**EXPERIENTIAL
LEARNING**

1. Properties of water:

- Water has no colour, no shape, no taste and no smell

Learning Objectives

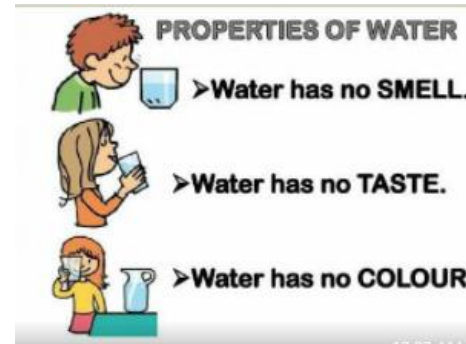
Children will understand

- the properties of water through observation during the experiment.

Learning Outcome

Children will be able to justify

- the properties of water through experiments.



2. Properties of air:

- Air is required for burning
- Air exerts pressure

Learning Objectives

Children will understand

- that air is needed to burn something and it has pressure.

Learning Outcome

Children will be able to

- justify the properties of air through experiments.



3. Activity- Dart Game

Learning Objectives

To make children revise:-

- the concept of addition and subtraction by a fun game .

Learning Outcome

Children will be able to :-

- add and subtract numbers 0-20

Activity- Dart Game

Children will write random numbers from dart board and add & subtract them respectively



4. Virtual Tour to Hill Station

Learning Objectives

To make children aware about

- hill station and the difference between hill station and plains.

Learning Outcome

Children will be able to know

- about hill station and the difference between hill station and plains.



ART


- 1. Colouring of boy and girl
- 2. Colouring of hibiscus flower
- 3. Colouring of cow
- 4. Paper folding- lily flower

Learning Objectives

- To develop fine motor skills and aesthetic sense of the children.




Learning Outcome






- Children will develop better fine motor skills and aesthetic sense.








ASTER PUBLIC SCHOOL, KP 5
SYLLABUS - CLASS I AUGUST
(SESSION 2021 -22)

THEME OF THE MONTH – Patriotism
SOCIAL SKILL – Respect for our National Symbols
VALUE- Respect your country
STORY- <https://youtu.be/--IOIIVQCvg>

Subject English Week 1	Fitzroy word skill er as in sister.	Learning Objectives To make children understand-	Activity-	Assessment
		<ul style="list-style-type: none"> the sound of 'er' as in sister, reading the sound supper, runner etc. 	<p>Phonics 'er' words matching to the correct picture.</p> 	<ul style="list-style-type: none"> comprehension Worksheets Oral dictation
Week 2	Fitzroy Readers Story 14 The Girl & the Boy 	Learning Objectives To make children- <ul style="list-style-type: none"> to read and understand the lesson Learning Outcome Children will be able- <ul style="list-style-type: none"> to read and understand the lesson 	Vocabulary – butter, sister, brother, ladder, feather Pictionary: Writing down and drawing the new words of 'er' sound. E.g. - butter, sister. Writing Practice: One word answers to questions in Fitzroy Word skills, based on the text read from the Fitzroy readers book	<ul style="list-style-type: none"> One word answers Comprehension Oral dictation
Week 3	Grammar Ch-6 Naming words for belongings	Learning Objectives To make children understand- <ul style="list-style-type: none"> how to use ('s) to show belongingness. Learning Outcome Children will be able to- <ul style="list-style-type: none"> use ('s) to show belongingness. 	Experiential Learning - Students will show their friend's/ family member's item and use the 'naming word for belonging' for the same.	
Week 4	Ch- 4 One and More Than One	Learning Objectives To make children understand- <ul style="list-style-type: none"> the concept of one and more than one. Learning Outcome Children will be able to- <ul style="list-style-type: none"> use letters 's' and 'es' at the end of words to make plural of the words 	 <p>Activity- Using 's' and 'es' to make plurals.</p>	

<p>MATHS Week 1 and 2</p>	<p>Ch- 6 More about numbers (51 – 100)</p>	<p>Learning objectives To make children understand-</p> <ul style="list-style-type: none"> number names, ordering of numbers, concept of tens and ones, numbers on the abacus. <p>Learning Outcome Children will be able-</p> <ul style="list-style-type: none"> number names, ordering of numbers, concept of tens and ones, numbers on the abacus. 	<p>Activity- Abacus making</p> 	<ul style="list-style-type: none"> book exercises Worksheets Oral
<p>Week 3 and 4</p>	<p>Ch-5 Addition and Subtraction (21 to 50)</p> <ul style="list-style-type: none"> Add and subtract by forward and backward counting Add and subtract on number line Adding and subtracting numbers vertically 	<p>Learning objectives To make children understand to-</p> <ul style="list-style-type: none"> identify, recall and compare the numbers, add and subtract the bigger numbers easily. <p>Learning Outcome Children will be able to:</p> <ul style="list-style-type: none"> identify, recall and compare the numbers. add and subtract the bigger numbers easily. 	<p>Activity-of Ones and Tens by coins</p> 	
<p>EVS Week1 and 2</p>	<p>Independence Day Celebration-</p> <ul style="list-style-type: none"> National Flower Lotus National symbols and freedom fighters 	<p>Learning Objectives To make children understand-</p> <ul style="list-style-type: none"> concept of patriotism and national symbols and know about the freedom fighters <p>Learning Outcome Children will be able to understand :</p> <ul style="list-style-type: none"> concept of patriotism and national symbols and know about the freedom fighters 	<p>Experiential Learning - Making of National Flower- Lotus</p>  <p>Experiential Learning - Role play on freedom fighters and national symbols</p> 	<ul style="list-style-type: none"> book exercises Worksheets Oral
<p>Week 3 and 4</p>	<p>Ch- 7 Our Clothes</p>	<p>Learning Objectives To make children understand-</p> <ul style="list-style-type: none"> The clothes we wear, need and uses of clothes for different seasons, clothes for different occasions. <p>Learning Outcome Children will be able to understand :</p> <ul style="list-style-type: none"> The clothes we wear, need and uses of clothes for different seasons, clothes for different occasions. 	<p>Activity-Weather clothes sorting activity.</p> 	

<p>हिंदी Week1 and 2</p>	<p>उ की मात्रा पाठ 5- गुनगुनाता मुर्गा</p>	<p>अधिगम उद्देश्य</p> <ul style="list-style-type: none"> उ की मात्रा का ज्ञान उ की मात्रा के शब्द पढ़ पाना व लिख पाना उ की मात्रा के इस्तेमाल से पाठ का पठन कर पाना । पाठ के प्रश्नोत्तर कर पाना । <p>अधिगम परिणाम</p> <ul style="list-style-type: none"> उ की मात्रा का ज्ञान उ की मात्रा के शब्द पढ़ना व लिखना उ की मात्रा के इस्तेमाल से पाठ का पठन करना । पाठ के प्रश्नोत्तर करना । 	<p>उ की मात्रा</p> <p>व्यंजनों पर उ की मात्रा लगाएं</p> <p>चु मु लु</p>  <p>झ+ु+म+क+ा</p>	<ul style="list-style-type: none"> अपठित गद्यांश मौखिक कार्य पत्रिका
<p>Week 3 and 4</p>	<p>ऊ की मात्रा पाठ 6 -जादू का कमाल</p>	<p>अधिगम उद्देश्य</p> <ul style="list-style-type: none"> ऊ की मात्रा की ध्वनि पहचानना ऊ की मात्रा की शब्दों का उच्चारण कर शब्दों को बोल व लिख पाना । ऊ की मात्रा के इस्तेमाल से पाठ का पठन कर पाना व प्रश्नोत्तर कर पाना । <p>अधिगम परिणाम</p> <ul style="list-style-type: none"> ऊ की मात्रा की ध्वनि पहचान ऊ की मात्रा की शब्दों को बोल व लिखना । ऊ की मात्रा के इस्तेमाल से पाठ का पठन कर पाना पाना व प्रश्नोत्तर करना । <p>अधिगम उद्देश्य</p> <ul style="list-style-type: none"> बच्चों को विभिन्न प्रकार के फूलों का परिचय कराना <p>अधिगम परिणाम</p> <ul style="list-style-type: none"> बच्चे फूलों का परिचय कर पाएंगे 	<p>हमारी बगिया क्रिया कलाप (पृष्ठ संख्या 45)</p>  <p>विभिन्न फूलों के चित्र दिखाएँ और उनके नाम , उनकी पहचान करवाएँ।</p> <p>फूलों के बगीचे का आभासी दौरा</p> 	

<p>COMPUTER</p>	<p>Ch-3 Using the Computer</p>	<p>Learning objectives To make children understand -</p> <ul style="list-style-type: none"> • switching off the computer • do's and don'ts with a computer <p>Learning Outcome Children will be able understand-</p> <ul style="list-style-type: none"> • about switching off the computer • do's and don'ts with a computer 	<p>1. Draw lines and connect only the parts of the computer to the CPU.</p> 	<ul style="list-style-type: none"> • book exercises • Worksheets • Oral
<p>ART</p>	<p>Week 1- Artbook pg-14 National flag</p> <p>Week 2-Artbook pg-26 National Bird</p> <p>Week 3Lotus- Draw and colour</p> <p>Week 4Rainy day draw and colour</p>	<p>Learning Objectives</p> <ul style="list-style-type: none"> • To develop fine motor skills and aesthetic sense of the children. <p>Learning Outcome</p> <ul style="list-style-type: none"> • Children will develop better fine motor skills and aesthetic sense 		


ASTER PUBLIC SCHOOL, KP 5
SYLLABUS - CLASS I SEPTEMBER
(SESSION 2021- 22)

THEME OF THE MONTH – Good Habits

SOCIAL SKILL - Gratitude

VALUE- “Say Thank You”

STORY- <https://youtu.be/6TYvjh5Cwvw>

Subject				Assessment
ENGLISH Week 1	Grammar Ch 12- Doing Words	Learning Objectives- To make children understand:- <ul style="list-style-type: none"> what are doing words and how to use them in a sentence Learning Outcomes- Children will be able to know- <ul style="list-style-type: none"> what are doing words and how to use them in a sentence .	Experiential Learning (Game)- Introduction to the concept of verbs as action words with a game of “Simon Says!” <div style="border: 1px solid black; padding: 5px; margin-bottom: 5px;">The students jumped up.</div> <div style="border: 1px solid black; padding: 5px; margin-bottom: 5px;">The students waved their hands in the air.</div> <div style="border: 1px solid black; padding: 5px;">The students clapped their hands and stomped their feet.</div>	<ul style="list-style-type: none"> Worksheet Oral
Week 2 and 3	REVISION	Revising the previous Chapters for Half Yearly Exams		<ul style="list-style-type: none"> Worksheets Oral recapitulation Revision Assessment
MATHS Week 1,2,3,4	REVISION	Revising the previous Chapters for Half Yearly Exams		<ul style="list-style-type: none"> Worksheets Oral recapitulation Revision Assessment
EVS Week 1	Ch- 8- Keep Healthy Be Safe	Learning Objectives- To make children understand:- <ul style="list-style-type: none"> about personal hygiene and safety at home Learning Outcomes- Children will be able to know- <ul style="list-style-type: none"> about personal hygiene and safety at home 	Speaking Skills development : Students will speak about safety rules on road with poster and props. 	<ul style="list-style-type: none"> Worksheet Oral
Week 2,3 and 4	REVISION	Revising the previous Chapters for Half Yearly Exams		<ul style="list-style-type: none"> Worksheets Oral recapitulation Revision Assessment





ASTER PUBLIC SCHOOL, KP 5
SYLLABUS - CLASS I
OCTOBER (SESSION 2021- 22)





THEME OF THE MONTH – Festivals

SOCIAL SKILL – Unity in Diversity.

VALUE- Respect Every Religion

STORY: INDIA- Home to all Religions <https://youtu.be/IPN3y1YaX3E>

Subject ENGLISH Week 1	Fitzroy Readers Story-15 Tall and small	Learning Objectives To make children understand	Vocabulary- fall, ball, call, tall, mall, small. Art Integration- Draw the pictures associated with the given 'all' words	Assessment												
		<ul style="list-style-type: none"> the words with new sound 'all' and read the lesson <p>Learning Outcome Children will be able to</p> <ul style="list-style-type: none"> Understand the words with new sound 'all' and read the lesson 	<p align="center">ball wall call fall</p> <p>Now write each word under the matching picture.</p> 	<ul style="list-style-type: none"> Worksheet Orals 												
Week 2	Grammar Ch-7 Describing Words	<p>Learning Objectives- To make children understand:-</p> <ul style="list-style-type: none"> what are describing words How to use them with nouns <p>Learning Outcomes- Children will be able to know-</p> <ul style="list-style-type: none"> what are describing words How to use them with a Noun. 	<p>Activity: Students will write a describing word for the images shown</p> <p>Experiential Learning - Students will make a picture of their friend and write the qualities (describing words) about them.</p> <p align="center">DESCRIBING WORDS</p> <table border="1"> <tr> <td> hot</td> <td> cold</td> <td> large</td> <td> small</td> </tr> <tr> <td> loud</td> <td> quiet</td> <td> hard</td> <td> soft</td> </tr> <tr> <td> smooth</td> <td> sharp</td> <td> wet</td> <td> dry</td> </tr> </table> 	hot	cold	large	small	loud	quiet	hard	soft	smooth	sharp	wet	dry	
hot	cold	large	small													
loud	quiet	hard	soft													
smooth	sharp	wet	dry													
Week 3	Ch. 11 This ,That, These, Those	<p>Learning Objectives- To make children understand:-</p> <ul style="list-style-type: none"> how to use the correct demonstrative before the given word. <p>Learning Outcomes- Children will be able to know-</p> <ul style="list-style-type: none"> how to use the correct demonstrative before the given word. 	<p>Art Integration- Board game making of this, that, these and those</p> 													

<p>MATHS Week 1,2,3.</p>	<p>Ch-7 More about Addition and subtraction (0-99)</p> <ul style="list-style-type: none"> Addition and Subtraction without carryover Statement Sums 	<p>Learning Objectives To make children understand</p> <ul style="list-style-type: none"> how to solve statement sums <p>Learning Outcome Children will be able to</p> <ul style="list-style-type: none"> how to solve statement sums 	<p>Activity: Students will change the sentence into sums</p>  <p>Activity- Dusshera card making</p>  <p>Experiential Learning- Diya painting and decoration competition</p> 	<ul style="list-style-type: none"> Worksheets Oral
<p>EVS Week 1,2,3</p>	<p>Ch 10-Our Festivals</p> <ul style="list-style-type: none"> Religious festivals National festivals Family functions Safety tips 	<p>Learning Objectives To make children understand</p> <ul style="list-style-type: none"> the different types of festivals in different religions <p>Learning Outcome Children will be able to</p> <ul style="list-style-type: none"> the different types of festivals in different religions 	<p>विषय हिंदी Week 1.</p> <p>ऐ (ै) की मात्रा पाठ 9 : निकली मैना सैर पर</p> <p>अधिगम उद्देश्य</p> <ul style="list-style-type: none"> ऐ की मात्रा का ज्ञान, शब्द पढ़ पाना व लिख पाना ऐ की मात्रा का इस्तेमाल करते हुए पाठ पठन कर पाना व प्रश्नों के उत्तर दे पाना <p>अधिगम परिणाम</p> <ul style="list-style-type: none"> ऐ की मात्रा का ज्ञान, शब्द पढ़ना व लिखना ऐ की मात्रा का इस्तेमाल करते हुए पाठ पठन करना व प्रश्नों के उत्तर देना <p>चिड़ियाघर का आभासी दौरा</p> 	<ul style="list-style-type: none"> अनदठल गदयांश कार्य पत्रक

Week 2, 3.

ओ की मात्रा

पाठ 10 - होरी की टोरी

अधिगम उद्देश्य

- ओ की मात्रा का ज्ञान, शब्द पढ़ पाना व लिख पाना
- ओ की मात्रा का इस्तेमाल करते हुए पाठ पठन कर पाना, प्रश्नों के उत्तर दे पाना

अधिगम परिणाम

- ओ की मात्रा का ज्ञान, शब्द पढ़ना व लिखना
- ओ की मात्रा का इस्तेमाल करते हुए पाठ पठन करना, प्रश्नों के उत्तर देना

Learning Objectives

To make children understand

- how to use different keys on the keyboard

Learning Outcome

Children will be able to

- use different keys on the keyboard

Ch-4 Meet the Keyboard

COMPUTER

क्रिया कलाप - बनाओ और पिलाओ ((पृष्ठ संख्या 71)

✿ तरह-तरह के शरबत बनाओ, सबको पिलाओ—



पानी में चीनी और नींबू का रस डालो।



पानी में चीनी और रूहअफजात डालो।

Activity: Students will colour the keys that they will press for writing their names

Colour the keys that you will press to write your name on the computer.



ART

Week 1 Gandhi Jayanti Craft

Week 2 Rocking bird

Week 3 Toran making

Learning Objectives

- To develop fine motor skills and aesthetic sense of the children.

Learning Outcome

- Children will develop better fine motor skills and aesthetic sense



✿ आओ, चिड़िया (Rocking bird) बनाएँ—



क्रिया कलाप - चिड़िया बनाएँ। (पृष्ठ संख्या 64)



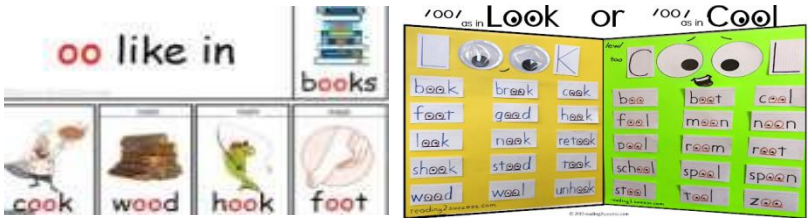

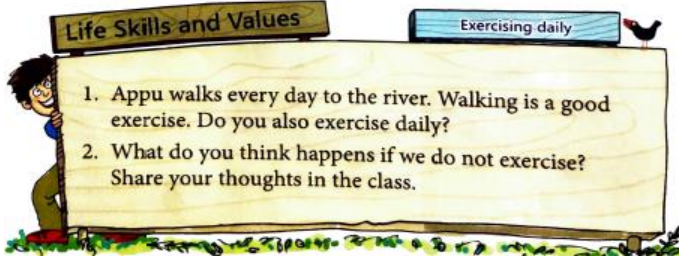
ASTER PUBLIC SCHOOL, KP 5
SYLLABUS - CLASS I NOVEMBER
(SESSION 2021- 22)






THEME OF THE MONTH – Community Helpers



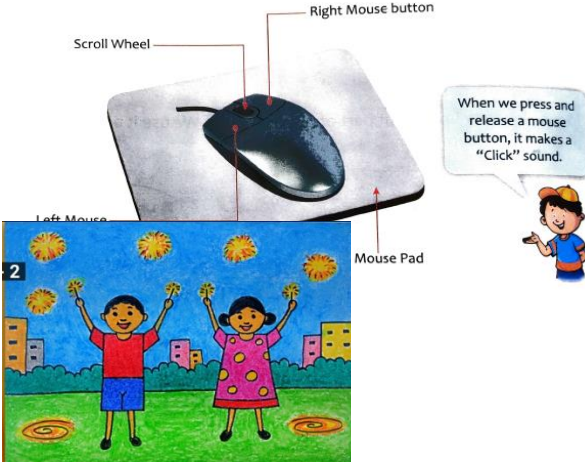
SOCIAL SKILL – Get ready, get safe

VALUE- Every Work is Important

STORY- [HTTPS://YOUTU.BE/FA7NR-mQBbQ](https://youtu.be/FA7NR-mQBbQ)

<p>Subject ENGLISH Week 1</p>	<p>Fitzroy Readers Ch- 16 Buns and Eggs</p>	<p>Learning Objectives To make children understand</p> <ul style="list-style-type: none"> new sound 'oo', words and read the lesson <p>Learning Outcome Children will be able to</p> <ul style="list-style-type: none"> new sound 'oo', words and read the lesson 	<p>Art Integration-Pictionary: Drawing and colouring words with 'oo' sound</p>  <p>Experiential Learning- Making of short 'oo' and long 'oo' poster</p> <p>Vocabulary: cook, stood, hood, wood, look.</p>	<p>Assessment</p> <ul style="list-style-type: none"> oral Worksheet
<p>Week 2,3</p>	<p>Grammar Ch. 5-He or She Ch. 8-I, You, He , She , it Ch.9-You, We , They</p>	<p>Learning Objectives To make children understand</p> <ul style="list-style-type: none"> the use of pronoun how to replace them for naming words differentiation between masculine and feminine. <p>Learning Outcome Children will be able to</p> <ul style="list-style-type: none"> use pronoun replace them for naming words differentiate between masculine and feminine. 	<p>Activity Students will draw a flower and write the naming words and the pronoun used for the naming word on it.</p> 	<ul style="list-style-type: none"> Grammar oral Worksheet
<p>Week 4</p>	<p>English Alive Ch- 16 Appu the Baby Elephant</p>	<p>Learning Objectives To make children</p> <ul style="list-style-type: none"> read and understand the chapter, learn new words. <p>Learning Outcome Children will be able to</p> <ul style="list-style-type: none"> read and understand the chapter, use new words. 	<p>Speaking Skill- Topic: Exercise daily</p> 	<ul style="list-style-type: none"> vocabulary Oral comprehension

<p>MATHS Week 1-4</p>	<p>Ch- 8 Multiplication by Repeated Addition</p> <ul style="list-style-type: none"> • Multiplication as Repeated addition • Multiplication by 2,3,5 and 10 	<p>Learning Objectives To make children understand</p> <ul style="list-style-type: none"> • the concept of repeated addition • Group counting. <p>Learning Outcome Children will be able to understand</p> <ul style="list-style-type: none"> • the concept of repeated addition • Group counting. 	<p>Multiplication Activity- Flip Book Students will write the tables on sheet and fold it to make their own multiplication flip book</p> 	<p>Experiential Learning- Group counting using rajma.</p> 	<ul style="list-style-type: none"> • Worksheets • Oral
<p>EVS Week 1,2</p>	<p>Ch-9 Our Neighbourhood</p>	<p>Learning Objectives To make children understand</p> <ul style="list-style-type: none"> • the importance of neighbourhood • Identify different community helpers and their roles <p>Learning Outcome Children will be able to</p> <ul style="list-style-type: none"> • know the importance of neighbourhood • Identify different community helpers and their roles 	<p>Experiential learning-Activity Role Play Students will dress up as their favorite community Helper and speak few lines on them.</p> 		<ul style="list-style-type: none"> • Worksheets • Oral
<p>Week 3,4</p>	<p>Ch-13 Transport and communication</p> <ul style="list-style-type: none"> • means of transport • means of communication 	<p>Learning Objectives To make children</p> <ul style="list-style-type: none"> • Understand different means of transport (land , water and air) and communication. • Categorize different types of transportation into their correct mode. <p>Learning Outcome Children will be able to</p> <ul style="list-style-type: none"> • Understand different means of transport (land , water and air) and communication. • Categorize different types of transportation into their correct mode. 	<p>Art Integration: Make a 3 D model of their favourite means of transport/ Communication</p> <p>How To Make Cardboard Car</p> 		<ul style="list-style-type: none"> • Worksheets • Oral

<p>विषय हिंदी Week 1.</p>	<p>औ की मात्रा पाठ 11 कौआ और पकौड़ी</p>	<p>अधिगम उद्देश्य</p> <ul style="list-style-type: none"> • औ की मात्रा का ज्ञान, शब्द पढ़ पाना व लिख पाना • औ की मात्रा का इस्तेमाल करते हुए पाठ पठन कर पाना व प्रश्नों के उत्तर दे पाना <p>अधिगम परिणाम</p> <ul style="list-style-type: none"> • औ की मात्रा का ज्ञान, शब्द पढ़ना व लिखना • औ की मात्रा का इस्तेमाल करते हुए पाठ पठन करना व प्रश्नों के उत्तर देना 	<p>पाठ कौआ और पकौड़ी का नाटकीय रूपांतरण</p> 	<ul style="list-style-type: none"> • अपठित गद्यांश • कार्य पत्रिका
<p>Week 2, 3.</p>	<p>अं की मात्रा पाठ 12 - तिरंगा झंडा गिनती (1-10)</p>	<p>अधिगम उद्देश्य</p> <ul style="list-style-type: none"> • अं की मात्रा का ज्ञान, शब्द पढ़ पाना व लिख पाना • अं की मात्रा का इस्तेमाल करते हुए पाठ पठन कर पाना, प्रश्नों के उत्तर दे पाना <p>अधिगम परिणाम</p> <ul style="list-style-type: none"> • अं की मात्रा का ज्ञान, शब्द पढ़ना व लिखना • अं की मात्रा का इस्तेमाल करते हुए पाठ पठन करना, प्रश्नों के उत्तर देना 	<p>क्रिया कलाप - अं की मात्रा वाले शब्दों का चित्र बनाएं</p> 	<ul style="list-style-type: none"> • अपठित गद्यांश • कार्य पत्रिका
<p>COMPUTER</p>	<p>Ch-5 Working with the Mouse</p>	<p>Learning Objectives To make children understand</p> <ul style="list-style-type: none"> • how to use the mouse <p>Learning Outcome Children will be able to</p> <ul style="list-style-type: none"> • use different keys on the keyboard 	<p>Art Integration- Draw and label the mouse parts.</p> <p>Parts of a Mouse The Mouse shown below has two buttons and a scroll wheel.</p> 	<ul style="list-style-type: none"> • Worksheets • Oral

ART

Week 1 Diwali scene

Week 2 Covid heroes-Doctor
draw and colour

Week 3 Ambulance draw and
colour


Week 4 Elephant drawing and
colouring

Learning Objectives

- To develop fine motor skills and aesthetic sense of the children.




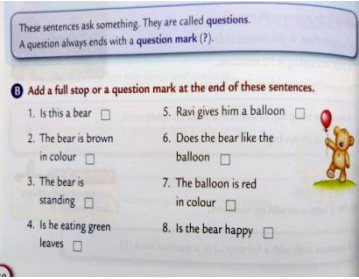

Learning Outcome



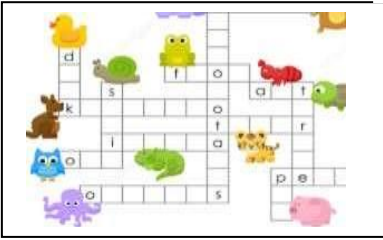
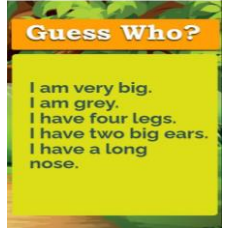


- Children will develop better fine motor skills and aesthetic sense






ASTER PUBLIC SCHOOL, KP 5
SYLLABUS - CLASS I
DECEMBER (SESSION 2021- 22)

THEME OF THE MONTH – OUR SURROUNDINGS
SOCIAL SKILL – BE KIND TO ANIMALS
VALUE- EMPATHY
STORY: <https://youtu.be/L-9WYPVxjDw>

Subject ENGLISH Week 1	GRAMMAR : Ch- 18 Capital letter, Comma and Full	Learning Objectives- To make children understand:- <ul style="list-style-type: none"> the use of punctuations in a sentence. Learning Outcomes- Children will be able to know- <ul style="list-style-type: none"> the use of punctuations in a sentence. 	Writing: Look at the picture use the clue words and write 3 sentences. Clue words- Boy, tree, bench, grandma, dog, scooter.	Assessment
Week 2	FITZROY READER Story-17 The Fish ('sh' sound) 	Learning Objectives- To make children understand:- <ul style="list-style-type: none"> new sound 'sh' and read the lesson. Learning Outcomes- Children will be able to know- <ul style="list-style-type: none"> new sound 'sh' and read the lesson. 	 Vocabulary- ship, brush, sheep, shelf, bush, cash, shut.  Experiential learning- 'sh' sound word poster making	<ul style="list-style-type: none"> Worksheet Orals
Week 3	GRAMMAR : Ch- 19 Sentences and Questions	Learning Objectives- To make children understand:- <ul style="list-style-type: none"> the difference between a sentence and a question Learning Outcomes- Children will be able to know- <ul style="list-style-type: none"> the difference between a sentence and a question 	 Writing: Add full stop or question mark at the end of sentence	<ul style="list-style-type: none"> Worksheet Orals
Week 4	FITZROY READER Story-17 Dad and the Kids ('ing sound)	Learning Objectives- To make children understand:- <ul style="list-style-type: none"> new sound 'ing' and read the lesson. Learning Outcomes- Children will be able to know- <ul style="list-style-type: none"> new sound 'ing' and read the lesson. 	Vocabulary- sing, ring, bring, barking, living, keeping.  Art Integration- Pictionary: Draw the pictures associated with 'ing' words	<ul style="list-style-type: none"> Worksheet Orals

<p>MATHS Week 1</p>	<p>Ch-9.Measurement</p> <ul style="list-style-type: none"> Measuring of length using other objects and body parts Measuring weights using objects, measuring Capacity using objects 	<p>Learning Objectives- To make children understand:-</p> <ul style="list-style-type: none"> standard and non-standard units of measurement <p>Learning Outcomes- Children will be able to know-</p> <ul style="list-style-type: none"> standard and non-standard units of measurement 	<p>Experiential Learning- Students will measure the length of the class/room,book,bottle,blackboard using different body parts (pace, foot span and arm span)</p> 	<ul style="list-style-type: none"> Worksheet Orals
<p>Week 2&3</p>	<p>Ch-10 Shapes and Patterns</p> <ul style="list-style-type: none"> Name the Shapes Plane Shapes, Solids Rolling and Sliding Patterns, Geometrical Shapes 	<p>Learning Objectives- To make children understand:-</p> <ul style="list-style-type: none"> the shapes, differentiate between solid and plane shapes how to draw a sequence of pattern using familiar shapes. <p>Learning Outcomes- Children will be able to know-</p> <ul style="list-style-type: none"> the shapes, differentiation between solid and plane shapes how to draw a sequence of pattern using familiar shapes. 	<p>Activity: Draw and colour the shapes to complete the pattern (Pattern Activity on page no . 117)</p> <p>Finish the Pattern Directions: Look at the patterns below and draw shapes to complete each pattern.</p> 	<ul style="list-style-type: none"> Worksheet Orals
<p>Week 4</p>	<p>Multiplication Table 8 and 9</p>	<p>Learning Objectives- To make children understand:-</p> <ul style="list-style-type: none"> different types of animals and their sounds <p>Learning Outcomes- Children will be able to know-</p> <ul style="list-style-type: none"> different types of animals and their sounds 	<p>Activity: Fill the animal names in the puzzle</p>  <p>Experiential Learning: Riddles on animals</p> 	<ul style="list-style-type: none"> Worksheet Orals
<p>EVS Week 1&2</p>	<p>Ch12- Animal Kingdom</p> <ul style="list-style-type: none"> types of animal animal sounds 	<p>Learning Objectives- To make children understand:-</p> <ul style="list-style-type: none"> different types of animals and their sounds <p>Learning Outcomes- Children will be able to know-</p> <ul style="list-style-type: none"> different types of animals and their sounds 	<p>Activity: Pasting leaves to form animals</p> 	<ul style="list-style-type: none"> Worksheet Orals
<p>Week 3&4</p>	<p>Ch11- Plants around us</p> <ul style="list-style-type: none"> Plants, tress Herbs, shrubs Climbers, creeper things we get from plant <p>Christmas</p>	<p>Learning Objectives- To make children understand:-</p> <ul style="list-style-type: none"> different types of animals and their sounds <p>Learning Outcomes- Children will be able to know-</p> <ul style="list-style-type: none"> different types of animals and their sounds 	<p>Experiential Learning: Biscuit cake making.</p> 	<ul style="list-style-type: none"> Worksheet Orals

<p>विषय</p> <p>हिंदी</p> <p>Week 1.2</p>	<p>अँ,आँ ,ऊँ</p> <p>पाठ 13- ऊँटवाला</p>	<p>अधिगम उद्देश्य</p> <ul style="list-style-type: none"> अँ,आँ ,ऊँ की मात्रा का ज्ञान, शब्द पढ़ पाना व लिख पाना अँ,आँ ,ऊँ की मात्रा का इस्तेमाल करते हुए पाठ पठन कर पाना व प्रश्नों के उत्तर दे पाना <p>अधिगम परिणाम</p> <ul style="list-style-type: none"> अँ,आँ ,ऊँ की मात्रा का ज्ञान, शब्द पढ़ना व लिखना अँ,आँ ,ऊँ की मात्रा का इस्तेमाल करते हुए पाठ पठन करना व प्रश्नों के उत्तर देना 	<p>क्रिया कलाप- (पृष्ठ संख्या 90)</p> <p>❁ चित्र में जो छूट गया है, पूरा करो और रंग भरो—</p> 	<ul style="list-style-type: none"> अनदठत गदयांश कार्य पत्रक
<p>Week 3.4</p>	<p>ऋ की मात्रा</p> <p>पाठ 7 -बारिश की ऋतु</p>	<p>अधिगम उद्देश्य</p> <ul style="list-style-type: none"> ऋ की मात्रा का ज्ञान, शब्द पढ़ पाना व लिख पाना ऋ की मात्रा का इस्तेमाल करते हुए पाठ पठन कर पाना,प्रश्नों के उत्तर दे पाना <p>अधिगम परिणाम</p> <ul style="list-style-type: none"> ऋ की मात्रा का ज्ञान, शब्द पढ़ना व लिखना ऋ की मात्रा का इस्तेमाल करते हुए पाठ पठन करना ,प्रश्नों के उत्तर देना 	<p>बोल कौशल(पृष्ठ संख्या 50)</p> 	<ul style="list-style-type: none"> अनदठत गदयांश कार्य पत्रक
<p>COMPUTER</p>	<p>Ch-6 Drawing in paint</p>	<p>Learning Objectives To make children understand-</p> <ul style="list-style-type: none"> how to draw and colour on paint parts of the paint window <p>Learning Outcome Children will be able to-</p> <ul style="list-style-type: none"> draw and colour on paint Understand about parts of the paint window 	<p>Activity: Drawing on paint.</p> 	<ul style="list-style-type: none"> Worksheet Orals

ART

Week 1 Draw and colour zoo

Week 2 Drawing with shapes

Week 3 Leaf printing


Week 4 Christmas tree craft

Learning Objectives

- To develop fine motor skills and aesthetic sense of the children.

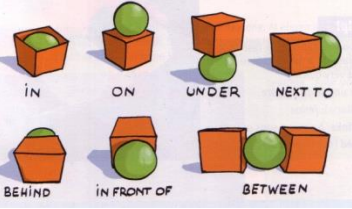



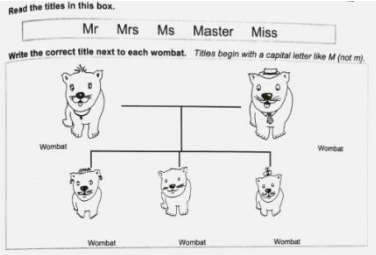
Learning Outcome

- Children will develop better fine motor skills and aesthetic sense



ASTER PUBLIC SCHOOL, KP 5
SYLLABUS - CLASS I JANUARY
(SESSION 2021- 22)

THEME OF THE MONTH – CELESTIAL BODY
SOCIAL SKILL – DUTIES AND RIGHTS
VALUE- OBLIGATION/ GRATITUDE
STORY: <https://youtu.be/Se57gbXbEkk>

Subject ENGLISH	GRAMMAR : Ch-20 In , On, Under, Behind, Near	Learning Objectives- To make children understand:- <ul style="list-style-type: none"> the position of objects in a sentence. Learning Outcomes- Children will be able to know- <ul style="list-style-type: none"> the position of objects in a sentence. 	Experirntial Learning: Place the ball and cube as per instructions in class.	Assessment
Week 1				<ul style="list-style-type: none"> Worksheet Orals
Week 2	FITZROY READER Story 19- Mark and Mars ('ar' sound) 	Learning Objectives- To make children understand:- <ul style="list-style-type: none"> new sound 'ar' and read the lesson. Learning Outcomes- Children will be able to know- <ul style="list-style-type: none"> new sound 'ar' and read the lesson. 	Vocabulary: arm, mars, carpet, artist, market, father, army. Creative Writing "If I Went to the Moon" 	<ul style="list-style-type: none"> Worksheet Orals
Week 3	Ch-21 And, or	Learning Objectives- To make children understand:- <ul style="list-style-type: none"> how to use joining words and,or. Learning Outcomes- Children will be able to know- <ul style="list-style-type: none"> how to use joining words and,or. 	Activity- Collect real objects and use and to join them in a sentence. 	<ul style="list-style-type: none"> Worksheet Orals
Week 4	Story 20- Wombat ('ay' sound)	Learning Objectives- To make children understand:- <ul style="list-style-type: none"> new sound 'ay' and read the lesson. Learning Outcomes- Children will be able to know- <ul style="list-style-type: none"> new sound 'ay' and read the lesson. 	Vocabulary: clay, tray, stray, pray, bay, hay, way, may. Writing: Fill in the correct titles for the Wombats. (pg-71) 	<ul style="list-style-type: none"> Worksheet Orals

MATHS
Week 1&2

Ch- 11 Time and Calendar

- Reading time
- Days in a week
- Months in a year

Learning Objectives-

To make children understand:-

- how to read time
- days of the week
- months of the year.

Learning Outcomes-

Children will be able to know-

- how to read time
- days of the week
- months of the year.

Experiential learning- Making a clock.



Activity- Making of weekly routine



- - Worksheet
- Orals

Week 3

Ch- 12 Money

- Need of money
- concept of money
- Add and subtract money.

Learning Objectives-

To make children understand:-

- Need of money
- concept of money
- addition and subtraction of money.

Learning Outcomes-

Children will be able to know-

- Need of money
- concept of money
- addition and subtraction of money.

Experiential learning-Collect few wrappers of different food items and observe the price of individual item . Add the price and find the total sum and observe how addition is used in daily life.



- Worksheet
- Orals

Week 4

Ch-13 Data Handling



Learning Objectives-

To make children understand:-

- how to collect and interpret simple data
- Interpret data in picture , chart.
- Solve problems involving data.

Learning Outcomes-

Children will be able to know-

- how to collect and interpret simple data
- Interpret data in picture , chart.
- Solve problems involving data.

Multiplication Table of 9,10

Activity-Collect the data of maximum and minimum temperature of 5 different place and answer the questions.

Now, answer the following questions:

- What is the difference between the highest and the lowest temperature of a place? ____ °C.
- How many places have the same range of temperature? ____.
- Which place is the hottest? ____.
- Which place is the coldest? ____.
- How many places have same maximum temperature? ____.
- Which place has the smallest range? ____.

- Worksheet
- Orals

EVS

Ch- 14 Things Around Us

- natural and man-made things
- living and non-living things

Learning Objectives-

To make children identify:-

- natural and man-made things
- Living and non – living things

Learning Outcomes-

Children will be able to identify:-

- natural and man-made things
- Living and non – living things

Ch- 15. In the Sky

- sky
- sun
- moon
- stars

Learning Objectives-

To make children understand:-

- What are heavenly bodies
- different phases of moon

Learning Outcomes-

Children will be able to know:-

- What are heavenly bodies
- different phases of moon

Activity- Sorting of items as man- made or natural



Experiential learning- Phases of the moon craft.



- Worksheet
- Orals

विषय

पाठ 14

अधिगम उद्देश्य

- संयुक्त व्यंजन का ज्ञान, शब्द पढ़ पाना व लिख पाना

लेखन- व्यंजनों को जोड़कर संयुक्त व्यंजन बनाना

संयुक्त व्यंजन

1. क्ष = क् + ष = अक्षर
2. त्र = त् + र = नक्षत्र
3. झ = ज् + ञ = ज्ञान
4. श्र = श् + र = श्रवण

हिंदी

संयुक्त व्यंजन

अधिगम परिणाम

- संयुक्त व्यंजन का ज्ञान, शब्द पढ़ पाना व लिख पाना

Week 1,2

Week 3,4

पाठ 15

जन्मदिन

अधिगम उद्देश्य

- पाठ पठन कर पाना, प्रश्नों के उत्तर दे पाना

क्रिया कलाप- अपने मित्र को जन्मदिन में देने के लिए कार्ड बनाओ



अधिगम परिणाम

- पाठ पठन करना, प्रश्नों के उत्तर देना

रंगों के नाम व दिनों के नाम

अधिगम उद्देश्य

- रंगों के नाम व दिनों के नाम पढ़ व लिख पाना



अधिगम परिणाम

- रंगों के नाम व दिनों के नाम पढ़ना व लिखना

क्रिया कलाप- गोले में रंग भरके नाम लिखो

- Worksheet
- Orals

COMPUTER

Ch-7 Drawing in paint

Learning Objectives

To make children understand-

- how to draw and colour on paint
- parts of the paint window

Learning Outcome

Children will be able to-

- draw and colour on paint
- Understand about parts of the paint window

Activity: Drawing on paint.



ART

Week 1 Days of the week tree

Learning Objectives

- To develop fine motor skills and aesthetic sense of the children.

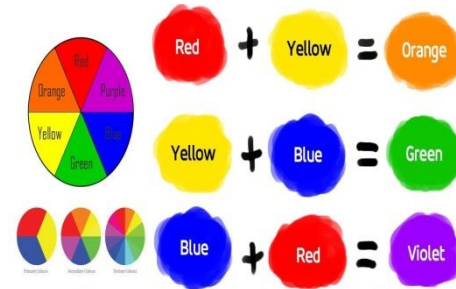

Week 2 Republic day craft

Learning Outcome

- Children will develop better fine motor skills and aesthetic sense

Week 3 Makarsankranti kite making

Week 4 Primary and Secondary colours art book page 3





ASTER PUBLIC SCHOOL, KP 5
SYLLABUS - CLASS I FEBRUARY
(SESSION 2021- 22)



THEME OF THE MONTH – KNOWLEDGE IS POWER

SOCIAL SKILL- LEARNING FROM ONE ANOTHER

VALUE- NEVER GIVE UP

STORY- <https://youtu.be/WGGUvaOMtoM>

Subject ENGLISH Week 1	GRAMMAR :	Learning Objectives- To make children understand:-	Activity- Look at the pictures and use am,is,are correctly.	Assessment																								
	Ch 13 Am, Is, Are	<ul style="list-style-type: none"> the use of am,is and are in a sentence 		<ul style="list-style-type: none"> Worksheet Orals 																								
Week 2,3,4	REVISION	Learning Outcomes- Children will be able to know- <ul style="list-style-type: none"> the use of am,is and are in a sentence 		<ul style="list-style-type: none"> Worksheets Oral recapitulation Revision Assessment 																								
MATHS Week 1,2,3,4	REVISION	Revising the previous Chapters for final exams		<ul style="list-style-type: none"> Worksheets Oral recapitulation Revision Assessment 																								
EVS Week 1,2,3,4	REVISION	Revising the previous Chapters for final exams		<ul style="list-style-type: none"> Worksheets Oral recapitulation Revision Assessment 																								
हिंदी Week 1	पाठ 16 नए निराले शब्द	अधिगम उद्देश्य <ul style="list-style-type: none"> नए निराले शब्द का ज्ञान, शब्द पढ़ पाना व लिख पाना 	लिखित- शब्दों को देखकर उनका उल्टा अर्थ लिखें <div style="border: 1px solid black; padding: 2px; display: inline-block;">उलटे अर्थवाले शब्द</div> <table style="margin-top: 10px;"> <tr> <td>सरदी</td><td>—</td><td>गरमी</td><td>यहाँ</td><td>—</td><td>वहाँ</td> </tr> <tr> <td>आना</td><td>—</td><td>जाना</td><td>इधर</td><td>—</td><td>उधर</td> </tr> <tr> <td>उठना</td><td>—</td><td>बैठना</td><td>गोला</td><td>—</td><td>सूखा</td> </tr> <tr> <td>थोड़ा</td><td>—</td><td>बहुत</td><td>ऊपर</td><td>—</td><td>नीचे</td> </tr> </table>	सरदी	—	गरमी	यहाँ	—	वहाँ	आना	—	जाना	इधर	—	उधर	उठना	—	बैठना	गोला	—	सूखा	थोड़ा	—	बहुत	ऊपर	—	नीचे	<ul style="list-style-type: none"> अपठित गद्यांश कार्य पत्रिका
सरदी	—	गरमी	यहाँ	—	वहाँ																							
आना	—	जाना	इधर	—	उधर																							
उठना	—	बैठना	गोला	—	सूखा																							
थोड़ा	—	बहुत	ऊपर	—	नीचे																							
Week 2	पाठ 18 र के रूप	अधिगम परिणाम <ul style="list-style-type: none"> नए निराले शब्द का ज्ञान, शब्द पढ़ना व लिखना अधिगम उद्देश्य <ul style="list-style-type: none"> र के रूप का ज्ञान, शब्द पढ़ पाना व लिख पाना 	क्रिया कलाप- चित्र देखकर र का सही रूप लगायें <div style="text-align: center;"> र के विभिन्न रूप र, रेफ़ र्, पदेन र  </div>	<ul style="list-style-type: none"> अपठित गद्यांश कार्य पत्रिका 																								
Week 3,4	संशोधन	अधिगम परिणाम <ul style="list-style-type: none"> र के रूप का ज्ञान, शब्द पढ़ना व लिखना 		<ul style="list-style-type: none"> अपठित गद्यांश कार्य पत्रिका 																								

<p>COMPUTER Week 1,2,3,4</p>	<p>REVISION</p>	<p>Revising the previous Chapters for final exams</p>		<p>Assessment</p> <ul style="list-style-type: none"> • Worksheets • Oral recapitulation • Revision Assessment
<p>ART</p>				
<p>Week 1</p>	<p>Spring season- draw and colour</p>	<p>Learning Objectives</p> <ul style="list-style-type: none"> • To develop fine motor skills and aesthetic sense of the children. 		
<p>Week 2</p>	<p>Saraswati Puja Craft- Garland making</p>	<p>Learning Outcome</p> <ul style="list-style-type: none"> • Children will develop better fine motor skills and aesthetic sense 		
<p>Week 3,4</p>		<p>Revising the previous drawings for final exams</p>		